



Republic of the Philippines
 Department of Agriculture
FERTILIZER AND PESTICIDE AUTHORITY
 FPA bldg., BAI Compound, Visayas Ave., Diliman, Quezon City
 Telephone Nos. (02) 8426-1572/ (02) 8920-8573

CURRENT PRICES OF 6 MAJOR GRADES FERTILIZER PER PROVINCE PER REGION

MARCH 25 to MARCH 29, 2024

FERTILIZER GRADES/ PRICE (PHP) PER 50 KG. BAG

REGION	UREA (PRILLED)	UREA (GRANULAR)	AMMOSUL	COMPLETE	AMMOPHOS	MOP	DAP
	46-0-0	46-0-0	21-0-0	14-14-14	16-20-0	0-0-60	18-46-0
<i>Price (Php) Per 50 kg. bag</i>							
CAR	1,709.72	1,571.50	839.20	1,636.00	1,452.77	2,433.33	-
REGION I	1,690.00	1,515.83	784.38	1,593.83	1,557.50	3,000.00	-
REGION II	1,653.93	1,612.87	794.11	1,622.75	1,461.13	2,408.32	-
REGION III	1,709.83	1,536.46	805.59	1,538.81	1,526.46	2,062.50	-
REGION IV	1,796.39	1,816.40	922.04	1,725.89	1,638.47	2,360.34	-
REGION V	1,785.36	1,842.81	981.50	1,725.47	1,688.43	2,531.96	-
REGION VI	1,595.57	1,562.62	796.37	1,600.64	1,499.94	1,981.67	2,580.84
REGION VII	1,632.94	-	811.67	1,583.83	1,490.83	1,930.00	2,787.50
REGION VIII	1,831.97	1,850.00	940.42	1,799.41	1,764.44	2,146.25	-
REGION IX	1,599.17	-	768.33	1,536.67	1,480.00	2,380.00	-
REGION X	1,518.22	1,652.50	737.51	1,522.88	1,390.72	2,025.01	2,730.67
REGION XI	1,534.64	1,534.78	718.04	1,551.23	1,501.06	1,956.11	2,548.02
REGION XII	1,448.25	1,464.06	735.22	1,477.87	1,380.33	1,804.01	2,532.50
CARAGA	1,627.46	-	760.59	1,608.39	1,563.67	2,031.70	2,750.00
BARMM	1,550.00	1,453.33	725.56	1,521.11	1,418.75	1,862.50	-
<i>average price</i>	1,645.56	1,617.76	808.03	1,602.98	1,520.97	2,194.25	2,654.92



CURRENT AVERAGE RETAIL PRICES OF 6 MAJOR GRADES OF INORGANIC FERTILIZERS PER PROVINCE

MARCH 25 to MARCH 29, 2024


REGION/PROVINCE	UREA (PRILLED)	UREA (GRANULAR)	AMMOSUL	COMPLETE	AMMOPHOS	MOP	DAP
	46-0-0	46-0-0	21-0-0	14-14-14	16-20-0	0-0-60	18-46-0
CAR							
Abra	-	1,610.00	820.00	1,640.00	1,490.00	-	-
Apayao	-	1,572.00	800.00	1,576.00	1,454.00	2,350.00	-
Benguet	1,662.50	1,550.00	909.17	1,600.00	1,512.50	-	-
Ifugao	1,630.00	-	767.50	1,621.67	1,434.00	2,500.00	-
Kalinga	-	1,554.00	786.00	1,575.00	1,373.33	2,450.00	-
Mountain Province	1,836.67	-	952.50	1,803.33	-	-	-
<i>ave</i>	1,709.72	1,571.50	839.20	1,636.00	1,452.77	2,433.33	-
REGION I							
Ilocos Norte	-	1,560.00	812.86	1,623.33	1,537.50	3,000.00	-
Ilocos Sur	-	1,560.00	808.00	1,600.00	1,577.50	-	-
La Union	-	1,490.00	770.00	1,600.00	1,365.00	-	-
Pangasinan	1,690.00	1,453.33	746.67	1,552.00	1,750.00	-	-
<i>ave</i>	1,690.00	1,515.83	784.38	1,593.83	1,557.50	3,000.00	-
REGION II							
Cagayan	1,665.71	1,533.24	781.58	1,592.00	1,408.28	2,455.00	-
Isabela	1,562.50	1,593.33	817.69	1,606.25	1,465.00	2,354.00	-
Nueva Vizcaya	1,692.00	1,610.36	730.50	1,588.04	1,364.17	2,424.29	-
Quirino	1,695.50	1,714.55	846.67	1,704.71	1,607.06	2,400.00	-
<i>ave</i>	1,653.93	1,612.87	794.11	1,622.75	1,461.13	2,408.32	-
REGION III							
Aurora	-	1,625.00	883.33	1,600.00	1,616.67	-	-
Bataan	1,766.67	1,440.00	845.00	1,600.00	-	-	-
Bulacan	1,607.50	1,675.00	935.00	1,440.00	1,632.50	-	-
Nueva Ecija	-	1,425.00	723.33	1,506.67	1,340.00	1,975.00	-
Pampanga	1,700.00	1,500.00	725.00	1,515.00	-	-	-
Tarlac	1,725.00	1,436.25	710.00	1,450.00	-	-	-
Zambales	1,750.00	1,654.00	817.50	1,660.00	1,516.67	2,150.00	-
<i>ave</i>	1,709.83	1,536.46	805.59	1,538.81	1,526.46	2,062.50	-

REGION IV							
Batangas	1,925.00	1,915.00	830.83	1,737.50	1,666.67	2,550.00	-
Cavite	1,854.29	1,837.50	975.00	1,830.00	1,820.00	2,500.00	-
Laguna	1,691.25	1,731.25	823.75	1,652.50	1,500.00	2,150.00	-
Marinduque	-	2,170.00	1,263.33	2,106.00	2,080.00	-	-
Occidental Mindoro	-	1,575.45	814.62	1,560.91	1,387.78	2,165.71	-
Oriental Mindoro	-	1,796.67	853.75	1,547.22	1,485.83	2,498.33	-
Palawan	-	1,833.33	1,010.00	1,755.00	1,600.00	2,275.00	-
Quezon	1,715.00	1,672.00	805.00	1,618.00	1,567.50	2,383.33	-
Romblon	-	-	-	-	-	-	-
Rizal	-	-	-	-	-	-	-
<i>ave</i>	1,796.39	1,816.40	922.04	1,725.89	1,638.47	2,360.34	-
REGION V							
Albay	1,665.56	1,765.00	889.00	1,633.75	1,605.00	2,491.67	-
Camarines Norte	1,690.00	1,880.00	890.00	1,673.33	1,606.25	2,600.00	-
Camarines Sur	1,663.00	1,776.25	967.50	1,634.58	1,570.00	2,496.67	-
Catanduanes	1,838.33	-	1,100.00	1,802.00	1,900.00	-	-
Masbate	2,100.00	1,950.00	1,065.00	1,946.67	1,826.00	-	-
Sorsogon	1,755.29	-	977.50	1,662.50	1,623.33	2,539.50	-
<i>ave</i>	1,785.36	1,842.81	981.50	1,725.47	1,688.43	2,531.96	-
REGION VI							
Aklan	1,495.00	-	800.00	1,550.00	1,416.67	1,978.33	-
Antique	-	1,523.33	800.00	1,576.67	1,550.00	-	-
Capiz	1,651.43	1,760.00	882.50	1,722.50	1,550.00	-	-
Guimaras	1,742.50	-	840.00	1,801.43	1,750.00	-	-
Iloilo	-	1,487.14	733.21	1,478.21	1,395.45	2,086.67	2,675.00
Negros Occidental	1,493.33	1,480.00	722.50	1,475.00	1,337.50	1,880.00	2,486.67
<i>ave</i>	1,595.57	1,562.62	796.37	1,600.64	1,499.94	1,981.67	2,580.84
REGION VII							
Bohol	1,635.88	-	-	1,597.65	1,533.33	-	-
Cebu	1,630.00	-	811.67	1,570.00	1,448.33	1,930.00	2,787.50
Negros Oriental	-	-	-	-	-	-	-
Siquijor	-	-	-	-	-	-	-
<i>ave</i>	1,632.94	-	811.67	1,583.83	1,490.83	1,930.00	2,787.50

REGION VIII								
Biliran	-	-	-	-	-	-	-	-
Eastern Samar	-	-	-	-	-	-	-	-
Leyte	1,714.00	-	910.00	1,648.89	1,590.00	2,080.00	-	-
Northern Samar	1,825.00	1,850.00	-	1,850.00	1,900.00	-	-	-
Southern Samar	1,920.00	-	955.00	1,862.50	-	-	-	-
Western Samar	1,868.89	-	956.25	1,836.25	1,803.33	2,212.50	-	-
<i>ave</i>	1,831.97	1,850.00	940.42	1,799.41	1,764.44	2,146.25	-	-
REGION IX								
Zamboanga City	-	-	-	-	-	-	-	-
Zamboanga del Norte	-	-	760.00	1,515.00	1,470.00	-	-	-
Zamboanga del Sur	1,540.00	-	720.00	1,520.00	1,470.00	-	-	-
Zamboanga Sibugay	1,658.33	-	825.00	1,575.00	1,500.00	2,380.00	-	-
<i>ave</i>	1,599.17	-	768.33	1,536.67	1,480.00	2,380.00	-	-
REGION X								
Bukidnon	1,395.65	-	660.24	1,458.64	1,318.75	1,712.86	2,482.00	-
Camiguin	-	-	-	-	-	-	-	-
Lanao del Norte	1,548.57	1,615.00	733.13	1,499.17	1,352.50	1,988.00	2,290.00	-
Misamis Occidental	1,610.45	1,690.00	819.17	1,610.83	1,500.91	2,374.17	3,420.00	-
Misamis Oriental	-	-	-	-	-	-	-	-
<i>ave</i>	1,518.22	1,652.50	737.51	1,522.88	1,390.72	2,025.01	2,730.67	-
REGION XI								
Davao City	1,592.86	-	748.33	1,623.33	1,537.14	2,082.86	2,666.67	-
Davao de Oro	1,578.18	1,608.57	697.18	1,540.00	1,484.88	1,932.14	2,728.33	-
Davao del Norte	1,446.67	1,480.00	704.79	1,479.44	1,419.00	1,760.00	2,508.75	-
Davao del Sur	1,529.41	1,535.56	724.40	1,524.58	1,422.00	1,890.00	2,610.00	-
Davao Occidental	1,485.00	1,515.00	685.56	1,505.00	1,593.33	2,055.00	-	-
Davao Oriental	1,575.71	-	748.00	1,635.00	1,550.00	2,016.67	2,226.33	-
<i>ave</i>	1,534.64	1,534.78	718.04	1,551.23	1,501.06	1,956.11	2,548.02	-
REGION XII								
North Cotabato	1,489.29	1,507.50	797.50	1,498.13	1,381.88	1,846.25	2,550.00	-
Sarangani	1,432.22	-	705.45	1,461.11	1,375.00	1,711.43	2,325.00	-
South Cotabato	1,428.50	1,440.00	694.67	1,465.45	1,374.44	1,796.67	2,620.00	-
Sultan Kudarat	1,443.00	1,444.67	743.24	1,486.79	1,390.00	1,861.67	2,635.00	-
<i>ave</i>	1,448.25	1,464.06	735.22	1,477.87	1,380.33	1,804.01	2,532.50	-


CARAGA							
Agusan del Norte	1,682.50	-	772.50	1,665.00	1,540.00	2,072.50	-
Agusan del Sur	1,641.00	-	742.00	1,547.50	1,613.00	2,068.00	3,000.00
Surigao del Norte	1,565.00	-	780.71	1,610.00	1,470.00	2,020.83	-
Surigao del Sur	1,621.33	-	747.14	1,611.07	1,631.67	1,965.45	2,500.00
<i>ave</i>	1,627.46	-	760.59	1,608.39	1,563.67	2,031.70	2,750.00
BARMM							
Maguindanao	1,550.00	1,453.33	725.56	1,521.11	1,418.75	1,862.50	-
<i>ave</i>	1,550.00	1,453.33	725.56	1,521.11	1,418.75	1,862.50	-

Prepared by:



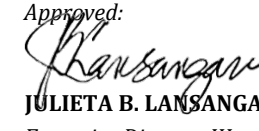
JAYAR VILLASPER RIVERA
Agriculturist II

Noted by:



EDWARD ALLEN ALCALAPATIA
Senior Agriculturist

Approved:



JULIETA B. LANSANGAN, MSA, MSES
Executive Director III